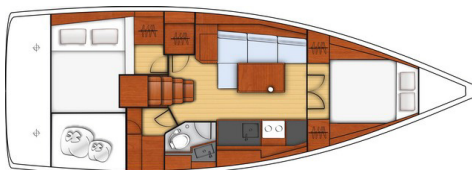






Lifting keel option cradle



## GENERAL SPECIFICATIONS

• L.O.A:		
- without bowsprit	11,50m	37'9"
- with bowsprit	11,80m	38'9"
• Hull length	11,13m	36'6"
• L.W.L.	10,72m	35'2"
• Beam	3,99m	13'1"
• Light displacement	6 850kg	15,102 lbs
• Deep draft	2,09m	6'10"
• Deep ballast weight	1 790kg	3,946 lbs
• Shallow draft	1,64m	5'5"
• Shallow ballast weight	2 060kg	4,542 lbs
• Air draft	16,88m	55'5"
• Lifting keel version	1,33/2,42m	4'4" / 7'11"
• Lifting keel version ballast weight	2 393kg	5,274 lbs
• Fresh water capacity:		
- standard	130L	34 US Gal
- Option	200L	53 US Gal
• Fuel capacity	130L	34 US Gal
• Engine power	30 HP	30 HP
	40 HP	40 HP

## ARCHITECTS / DESIGNERS

- Naval Architect: Finot - Conq
- Outside & interior design: Nauta Design

## EC CERTIFICATION

- Category A - 8 people
- Category B - 9 people
- Category C - 10 people

## STANDARD SAILS DIMENSIONS

• Mainsail	32,70m <sup>2</sup>	393 sq ft
• Furling mainsail	30,00m <sup>2</sup>	323 sq ft
• Genoa (103 %)	33,00m <sup>2</sup>	355 sq ft
• Asymmetric spinnaker	114m <sup>2</sup>	1,227 sq ft
• Code 0	65m <sup>2</sup>	700 sq ft
• Self-tacking jib	25m <sup>2</sup>	269 sq ft
• I	14,01m	46'
• J	4,79m	15'9"
• P	13,25m	43'6"
• E	4,21m	13'10"



## STANDARD EQUIPMENT

### CONSTRUCTION

- Design in accordance with European Directive requirements and according to CE certification
- Monolithic hull design in polyester
- Monolithic structural inner moulding bonded to the hull
- Injected deck construction in glass fiber and Saerform foam sandwich, covered with non-slip diamond pattern
- Hull-deck joint screwed, bonded and trimmed with 1 bulwark
- Cast iron keel fixed with bolts and stainless steel backing plates
- 2 Underhung rudders with stainless steel stock
- White coloured hull - Grey metal hull graphics

### DECK EQUIPMENT

#### RIGGING

- Standard mast 9/10 anodized aluminum deck stepped, 2 aft-swept spreaders
- Anodised aluminum boom
- Discontinuous stainless steel standing rigging
- 1 Backstay: Bridle
- Rigid boom vang with tackle
- Genoa furling system with drum on the deck
- 2 Genoa tracks with piston adjusted traveller cars
- 2 Genoa sheet return stainless steel fairleads
- Rigging run back to cockpit (except boom topping lift)
- Complete running rigging: Mainsail halyard, genoa halyard with clutch on mast and cleat, Boom topping lift with cleat on mast, Mainsheet, 2 Genoa sheets, 2 Automatic reefing system
- 4 clutches, 4 Jamming cleats
- Mainsail sheet in cockpit bottom (1 Fixed point)
- 2 Flag halyards
- optional extra:
  - Fixed composite arch, with incorporated LED lighting(+ 2 Stand-up blocks for mainsail sheet)

#### WINCHES

- 2 Self-tailing genoa sheet winches (H40.2 STA)
- 1 Self tailing winch (H35.2 STA)
- 1 Aluminum "Speed Grip" winch handle, 1 Winch handle box

### SAILS

- Furling genoa with UV protective strip
- Semi full batten mainsail with slider (with logo) (Roller slides for fully battened mainsail)
- Lazy Jack

### MOORING LINES - MOORING

- Self-draining chain locker - Clench bolt - Hatch cover
- Single stem roller
- 4 Aluminum mooring cleats - Stainless steel chafing plate

### SAFETY ON DECK

- 1 Open stainless steel pulpit, 2 Stainless steel pushpits
- 1 Lifebuoy support bracket
- Double guard lines and stainless steel stanchions
- Welded ring on pushpit for flag

### COCKPIT

- Self-draining cockpit
- 1 Cockpit locker
- 2 Lockers in cockpit bottom - Side helm's seats
- 1 Liferaft locker - aft cockpit (0,95m x 0,59m x 0,36m / 3'1" x 1'11" x 1'2")
- Natural solid wood slatted cockpit benches (1,69m x 0,50m / 5'7" x 1'8")
- Table with compac top, Handrails
- 2 Steering wheel consoles: Stainless steel steering wheels - 800mm diameter / 2'7" - Leather covered - Steering gear at the helm station - metal cable transmission system - Stainless steel handrail - navigation instrument support (optional instruments) - Cup holders
- 2 Steering compass
- 2 Deck access points to tiller system
- 1 Emergency tiller
- Portside engine control and control panel
- 2 Hinged PMMA companionway doors - Sliding hatch made of PMMA
- 1 Swimming ladder

### SWIM PLATFORM / AFT TRANSOM (Confort Trim level)

- Fully opening transom, convertible to bathing platform (2,60m x 0,70m / 8'6" x 2'4")
- Gas strut opening (manual), 1 Stainless steel integrated telescopic swimming ladder



## INTERIOR

- Alpi walnut woodwork
- Rovere Aleve type laminated floorboards
- Beige hull liner, in saloon and forward cabin
- Fabric upholstery
- Mattresses in the cabins, HR35kg/m3 foam

### COMPANIONWAY

- Headroom: 1,96m / 6'5"
- GRP saloon companionway coated with non-slip surface on the steps
  - 1 Leather covered stainless steel handrail

### Long galley on starboard version

#### LARGE HANGER CLOSET - PORT

- Headroom: 1,85m / 6'1"
- Beam: 70 cm / 2'4"
  - 1 Overhead light
  - 1 Opening porthole in coaming
  - optional extra: Separate shower instead of this hanging locker

#### SALOON - PORT

- Headroom: 1,95m / 6'5"
- L-shaped saloon bench seat
  - Storage under bench seats
  - Saloon table with one-piece wood top - 2 feet
  - High, closed units (Port and starboard)
  - Chart table (with opening top) - Reading light
  - Shelves with fiddles
  - 1 Coachroof panoramic window with curtain
  - 2 Hull portholes with curtain
  - 1 Opening deck hatch with mosquito screen/blind
  - 1 Opening porthole in coaming
  - LED ceiling lights

#### FORWARD CABIN

- Headroom: 1,95m / 6'5"
- Double access door
  - Central double bed (1,50m x 2,08m x 1,08m / 4'11" x 6'10" x 3'7")
  - 1 Hanging locker (To starboard)
  - 1 Cupboard with shelves (to port)
  - Valet tray - Open shelving - Drawer under the bed
  - 1 Opening deck hatch with mosquito screen/blind
  - 2 Hull portholes with curtain
  - 2 Reading lights

#### LENGTHWAYS GALLEY COUNTER - STARBOARD

- Headroom: 1,97m / 6'6"
- Compact Clay laminated worktop
  - 1 Stainless steel sink - 1 Rectangular stainless steel basin - 1 Hot/cold water mixer tap
  - Front opening refrigerator (12V - 130L / 34 US Gal)
  - Cubby hole locker, Bin
  - Coachroof panoramic window with curtain
  - Stainless steel 2 burner gas hob / oven on gimbal mounting
  - Unit (Drawer & Cupboards)

#### STARBOARD AFT: Interior stowage space

- Headroom: 1,85m / 6'1"
- Direct access from the saloon
  - Allows direct access to the cockpit locker
  - optional extra: Separate shower instead of this hanging locker

#### PORT AFT: 1 Cabin

- Headroom: 1,85m / 6'1"
- Dimensions - Berth : 1,65m x 2,18m x 2,05m / 5'5" x 7'2" x 6'9"
  - 1 Hanging locker
  - 1 Reading light
  - 1 Overhead light
  - Open shelving
  - Padding upholstery along the hull
  - Deck house opening porthole

#### 2 AFT CABINS

- Dimensions - Berths: 1,50m x 2,00m x 1,65m / 4'11" x 5'5" x 6'7"

#### AFT STARBOARD HEAD COMPARTMENT

- Headroom: 1,89m / 6'2"
- Access through saloon
  - 1 Washbasin, 1 Mixing tap hot/cold water, Shower
  - 1 Manual marine toilet with 80 L / 21 US Gal rigid reserve
  - Cabinet, 1 Mirror, Toilet accessories, Peg
  - 1 Overhead light
  - 1 Opening portlight with curtains in the coachroof side window

#### L-shaped galley on port side version

- Replacing the hanging locker and the chart table
- Galley with 100 L / 26 US Gal cool box instead of the 130 L / 34 US Gal fridge
- Full hull width saloon: Bench seat on port and starboard sides, Large saloon table with 2 leaves and bottle rack, Retractable chart table on starboard side



## ENGINE

---

- Engine Yanmar Diesel:
  - 30 HP / 30 HP Sail Drive (standard)
  - 40 HP / 40 HP Sail Drive (Option)
- Engine control - Control panel in cockpit
- Engine compartment: Soundproofing foam - Ventilation: 2 Air intakes and 1 powered air expulsion
- 1 Alternator - 12V / 125 Ah
- 1 Rotomoulded diesel tank 130 L / 34 US Gal - Gauge at the chart table - 1 Deck filler
- Filters: Seawater - Diesel - Water separator
- Fixed three blades propeller
- 1 Engine access through companionway - 3 access to engine by the sides of the companionway

## ELECTRICITY

---

- 12V circuit
- 1 Service battery (80 Ah) - 1 Engine battery (80 Ah)
- 1 Power distributor
- 12 V electrical panel
- 1 12 V Socket
- LED navigation lights: 1 Masthead light - 1 Engine navigation light - 1 Anchor light on masthead
- Wire runs for option cables

## PLUMBING

---

- 1 rotomoulded freshwater tank (130L / 34 US Gal)
- 1 Deck filler
- Water unit
- 1 Rigid 80 L / 21 US Gal black water holding tank for each WC
- Electronic pump & Shower draining
- 1 Electric bilge pump & 1 Manual bilge pump
- Water heater (25L / 7 US Gal) - engine use (220V)

## GAS

---

- Gas cylinder locker - starboard aft cockpit (25 cm x 27 cm x 40 cm / 10" x 1" x 15") - Regulator and safety tap
- Gas leak detector

## MISCELLANEOUS ITEMS

---

- Smoke detector



## TRIM LEVEL & PACKS

### TRIM LEVEL

	CONFORT	FAMILY
<ul style="list-style-type: none"> <li>Cockpit opening porthole for aft cabin(s)</li> <li>Stainless steel 2 burner oven/grill cooker on mounting (in lieu of standard)</li> <li>LED indirect lighting in saloon</li> </ul>	<ul style="list-style-type: none"> <li>■</li> <li>■</li> <li>■</li> </ul>	
<ul style="list-style-type: none"> <li>Solid wood slatted aft platform</li> <li>Solid wood slatted helmsman grid seats</li> <li>Mosquito screens on portholes</li> <li>1 Halyard bags</li> <li>Hot/cold water cockpit shower</li> <li>HiFi: Fusion + Interior loudspeakers &amp; Waterproof exterior speakers</li> <li>Full 12/230 V system (Inside sockets, 40 Amperes battery charger, Shore power socket)</li> <li>2 Additional 80 ampères service batteries</li> </ul>	<ul style="list-style-type: none"> <li>■</li> <li>■</li> <li>■</li> <li>■</li> <li>■</li> <li>■</li> <li>■</li> <li>■</li> </ul>	<ul style="list-style-type: none"> <li>■</li> <li>■</li> <li>■</li> <li>■</li> <li>■</li> <li>■</li> <li>■</li> <li>■</li> </ul>
<ul style="list-style-type: none"> <li>Luxe cockpit table (GRP)</li> <li>1 000 W Electric windlass (Remote control)</li> <li>Aft transom protection</li> <li>Outboard engine bracket</li> <li>Additional freshwater tank (200L / 53 US Gal)</li> <li>Ventilator in the saloon and the cabins</li> </ul>		<ul style="list-style-type: none"> <li>■</li> <li>■</li> <li>■</li> <li>■</li> <li>■</li> <li>■</li> </ul>

### ELECTRONICS PACKS: B&G

	COASTAL	OFFSHORE
<ul style="list-style-type: none"> <li>1 Triton 2 Graphic display (Port steering console)</li> <li>Sensor (Log, Speedometer, Temperature)</li> <li>Wind Sensor B&amp;G (Windvane, Anemometer)</li> <li>Windex Windvane</li> </ul>	<ul style="list-style-type: none"> <li>■</li> <li>■</li> <li>■</li> <li>■</li> </ul>	<ul style="list-style-type: none"> <li>■</li> <li>■</li> <li>■</li> </ul>
<ul style="list-style-type: none"> <li>1 7" wide wireless screen - Port steering console (Triton 2 pass to starboard)</li> <li>Chart table: B&amp;G V60 VHF, AIS receiver function</li> </ul>		<ul style="list-style-type: none"> <li>■</li> <li>■</li> </ul>

### PERFORMANCE PACK

(Incompatible with mainsail arch option)

**Boast supplied without sail (optional extra: Performance Sails)**

- Extended classic mast (+ 1m / 3'3")
- German System (Two-way mainsheet at the helm station)
- Flat deck furler
- Adjustable genoa traveller
- Mainsheet Dyneema
- Cascading backstay
- Performance hull decoration

### RIGGING PACK

#### DOWNIND PACK

- Polyester bowsprit
- Asymmetrical spinnaker rigging / Code 0
- Second bow roller and bobstay
- Coach roof winch to starboard - manual (H35.2 STA) + Clutches + Halyard bags



## OPTIONS

### B&G ELECTRONIC

- 4G Radar
- B&G NAC3 autopilot + Control at steering station
- AIS 500
- ForwardScan Sensor (Forward underwater vision)

### RIGGING - SAILS

- Anodized mast furling system with Mylar - Taffetas mainsail
- GRP mainsail arch with 2 stand-up mainsheet blocks
- Self-tacking jib hardware
- Code 0 with "Top Down" furling system
- Self-tacking jib (replacing genoa)
- Performance Elvström Lite Skin Sails (Mainsail: 36,70m<sup>2</sup> / 395 sq/ft - Genoa: 36,60m<sup>2</sup> / 394 sq/ft)
- Backstay adjustment (Except on mast with in-mast furling)
- Genoa sheet track leads adjustable from the cockpit
- Removable forestay + Tackle
- Chain plate (Removable forestay)
- German System: Two-way mainsheet at the helm station (Except on mast with in-mast furling)
- natural colour Lazy bag

### WINCHES

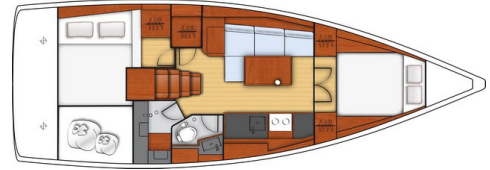
- Port electric primary winch (H40 STAEH), in lieu of standard
- Coach roof winch to starboard - manual (H35.2 STA) + Clutches, in lieu of standard + Winch handle + Halyard bags (Incompatible with Downwind Pack)

### HULL - DECK - COCKPIT

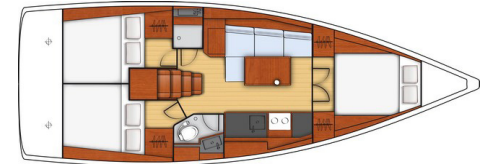
- Ballasted boat version
- Grey "Perle" hull
- Mainsail arch
- Slatted solid wood side decks
- Solid wood decking on cockpit sole
- "Luxe" cockpit table
- White PVC covers ("Luxe" cockpit table)
- White PVC console covers
- Cockpit fixed portholes for the aft cabin(s)
- Silver Coachroof sprayhood
- Silver Cockpit Bimini
- Dolce 51 Cockpit cushions
- Tunnel bow thruster
- 3 folding blades propeller
- 1000 W Electric windlass - Remote control
- Windlass control in cockpit with chain counter (fixed)
- Shore fresh water supply
- Outboard engine bracket (Pushpit)
- Complete mooring kit
- Access openings to port and starboard
- 2 Aluminum mooring cleats on the beam

## INTERIOR EQUIPMENT

- Alpi white oak joinery (+ Rovere Aleve type laminated floorboards)
- Brown oak laminated floors (only with Alpi white oak woodwork)
- 1 Additional pouffe in saloon (for lengthways galley)
- Interior upholstery: Chine Moka, Taupe PVC
- Upholstery padding (Saloon and Cabins): Taupe
- TV pre-assembly, in the saloon
- Microwave oven (20L)
- Slatted bed base
- Double berth in saloon + 1 Stool (for lengthways galley counter)
- Wooden companionway steps
- Separate shower:
  - 2-cabin layout



- 3-cabin layout



- Quiet Flush electric toilet
- Additional freshwater tank (200L / 53 US Gal)
- Sea water foot pump
- Additional 40 L / 11 US Gal cool box (for L-shaped galley)
- Forced air heating fuel
- Air conditioning
- 6,4 kVA Generator (for 2 cabin layout, only)
- 12/230V / 2 000V inverter