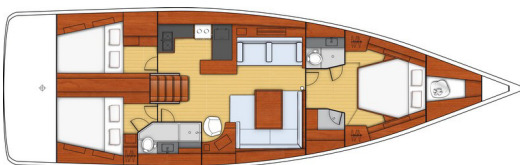




3 cabins + 2 heads:



3 cabins + 3 heads:



4 cabins + 2 heads:



## GENERAL SPECIFICATIONS

• L.O.A	16,78 m	55'1"
• Hull length	15,99 m	52'6"
• L.W.L.	15,16 m	49'9"
• Beam	4,96 m	16'3"
• Deep draft	2,30 m	7'7"
• Deep ballast weight	4 230 kg	9,326 lbs
• Shallow draft	1,91 m	6'3"
• Shallow ballast weight	4 560 kg	10,053 lbs
• Very shallow draught	1,56 m	5'1"
• Ballast weight - Short draught keel	4 855 kg	10,703 lbs
• Air draft	23,95 m	78'7"
• Light displacement	16 900 kg	37,258 lbs
• Fuel capacity (standard)	400 L	106 US Gal
• Fuel capacity (Option)	200 L	53 US Gal
• Fresh water capacity (standard)	694 L	183 US Gal
• Fresh water capacity (Option)	324 L	86 US Gal
• Engine power	80 HP	80 HP
	110 HP	110 HP

## ARCHITECTS / DESIGNERS

- Naval Architect: Berret Racoupeau Yacht Design
- Interior design: Nauta Design

## EC CERTIFICATION

- Category A - 12 people
- Category B - 14 people
- Category C - 16 people

## STANDARD SAILS DIMENSIONS

• Furling mainsail (standard)	53,00 m <sup>2</sup>	570 sq/ft
• Self-tacking jib (standard)	53,00 m <sup>2</sup>	570 sq/ft
• Classic mainsail	67,00 m <sup>2</sup>	721 sq/ft
• Genoa (105 %)	66,00 m <sup>2</sup>	710 sq/ft
• Asymmetrical spinnaker	200,00 m <sup>2</sup>	2,153 sq/ft
• Code 0	116,00 m <sup>2</sup>	1,249 sq/ft
• I	20,93 m	68'8"
• J	6,60 m	21'8"
• P	19,85 m	65'1"
• E	5,90 m	19'4"





## STANDARD EQUIPMENT

### CONSTRUCTION

- Design in accordance with European Directive requirements and according to CE certification
- Vacuum infused hull (GRP / Sandwich balsa wood)
- Vacuum infused structural inner liner (Fabrics - resin) bonded to the hull
- Injection moulded deck in glass fiber/balsa sandwich, covered with "diamond-point" non-slip coating
- Infusion single-skin GRP injection inner deck moulding
- Deck hull joint screwed, bonded and banded with 1 solid wood bulwark
- Cast iron keel fixed with bolts and stainless steel backing plates
- Hung rudder with stainless steel stock
- White coloured hull - Grey metal hull graphics
- 8 large hull ports

### DECK EQUIPMENT

#### RIGGING

- Mast with in-mast furling 9/10th anodised aluminium, 2 sets of spreader bars
- Anodised aluminium boom
- Self-tacking jib hardware
- Discontinuous stainless steel standing rigging
- 2 Backstays with bottlescrews
- Rigid boom vang with tackle
- Self-clinching jib furler with drum on the deck
- 2 Stand Up blocks for mainsail on fixed composite arch
- Rigging run back to cockpit (except boom topping lift)
- Complete running rigging: Main halyard, Self-clinching jib halyard with jammer on the mast and cleat, Boom topping lift with cleat on mast, Mainsheet, 1 Self-tacking jib sheet
- 7 Clutches
- 2 lockers for rope tails near helm stations
- 2 flag halyards

#### WINCHES

- 2 Self tailing coachroof winches (H46.2 STC)
- 2 Aluminium Speed Grip winch handles
- 2 Winch handle holders

#### HALYARDS

- Completely hidden
- GRP halyard cover from mast foot to the back of the cockpit

#### SAILS

- Furling mainsail, Dacron
- Self-tacking jib, Dacron
- UV protective strip, Natural

#### MOORING LINES - MOORING

- Self-draining chain locker with eye bolt for bitter end
- 12 V - 1500 W vertical electrical windlass - Remote control
- 8 Aluminium mooring cleats, Length: 400mm / 1'4" - Stainless steel chafing plate

#### SAIL LOCKER

- Access through deck hatch T70, Passage width: 62 cm / 2'
- Stainless steel ladder
- Shelving unit
- Direct access to the anchor well, Panel: T44

#### SAFETY ON DECK

- 1 Open stainless steel pulpit
- 2 Stainless steel pushpits
- 1 Lifebuoys support bracket
- 1 Outboard engine bracket
- Welded ring on pushpit for flag
- Double guard lines and stainless steel stanchions, 750mm / 2'6" - Side boarding gate on either side

#### COCKPIT

- Self-draining cockpit
- 2 Cockpit locker, with stainless steel beading for fenders
- 2 Lockers in cockpit sole beneath helm's feet
- 1 Liferaft locker under helm seat (0,95 m x 0,42 m x 0,59 m (Deep) / 3'1" x 1'5" x 1'11" (Deep))
- 1 Gas locker for bottle(s) in cockpit sole
- Natural solid wood slatted cockpit benches
- 2 Steering wheel consoles: Stainless steel steering wheels - 900 mm diameter - Leather covered - Steering gear at the helm station - metal cable transmission system - Stainless steel cup holder
- 2 Deck access points to tiller system + Power supply access hatch
- 1 Emergency tiller
- 2 Steering compass
- Engine throttle and control panel on starboard
- Polyester cockpit table - 2 Leaves - 2 side tables at the end of the table - miscellaneous locker - 1 Cooler - 1 Stowage - 2 large stainless steel handrails - 12 V socket - lamp with shade
- Hot/cold water cockpit shower
- 1 Fixed composite arch - Integrated lights LED - 4 Handrails
- 1 shore supply socket to starboard
- 2 sunbathing areas to either side of the companionway
- 2 Hinged PMMA companionway doors - Sliding hatch made of PMMA

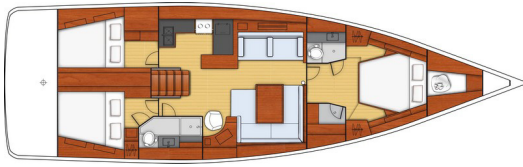
#### SWIM PLATFORM / STERN DECK

- Fully opening transom, convertible to bathing platform (2,85 m x 0,77 m / 9'4" x 2'6")
- Electrically operated
- Natural solid wood decking on swim platform
- 1 Stainless steel bathing ladder, folding - solid wood steps



## INTERIOR

### 3 cabins 2 heads version - standard



- Woodwork Alpi Mahogany
- Parquet type laminated floors
- Fabric hull linings in saloon and cabins
- Interior upholstery, in fabrics
- Marine mattresses in the cabins

### COMPANIONWAY

- Headroom: 1,97 m / 6'6"
- Wooden saloon companionway with moulded wood suspended steps with non-slip surface
- 2 Leather covered stainless steel handrails

### SALOON

- Headroom: 1,98 m / 6'6"
- To starboard: Saloon bench seats - double density foam
- Saloon table in 1 piece - Varnished wood top with inlay - 2 Aluminium legs
- to port: Large sofa (2 m / 6'7")
- Mirror on bulkhead, at base of companionway
- Cupboards - Shelves and stowage along the hull - Storage under bench seats
- Shelving with chrome fiddles
- 2 Panoramic deck house windows with concertina blinds
- 2 Hull portholes with curtain
- 2 Opening portholes on coaming in side windows
- 2 Flush deck hatches with mosquito screen/blind
- 2 Stainless steel handrails, on deckhead

### CHART TABLE - STARBOARD

- Table with flap - Moulded wood fiddle
- 1 Swivel seat
- Electrics panel on bulkhead
- Navigation instrument panel (without instruments)
- 1 Reading light, flexible and multi-directional
- 1 Overhead light

### GALLEY - PORT SIDE

- Headroom: 1,95 m / 6'5"
- U-shaped galley
- Work top in Clay compact with Corian fiddles
- 1 Double stainless steel sink - 1 Mixer tap with hot/cold water under pressure
- 1 Gas cooker 2 burners - Stainless steel oven on gimbal - 1 Stowage, beneath the oven
- 1 12 V 100 litre ice box, top opening
- 1 12 V 130 litre refrigerator, front opening
- Fitted lockers and closed shelving (Shelving, Bin)
- 1 Lower unit: 3 Drawers - 1 Stowage
- Storage space along the hull
- 2 Opening ports on coaming with curtains on side windows
- 1 Opening deck hatch

### FORWARD CABIN

- Headroom: 1,93 m / 6'4"
- Central double bed (2,10 m x 1,82 m x 1,14 m / 6'11" x 6' x 3'9") Island bed type, mounted on gas struts
- 2 flexible and multi-directional reading lights at bedhead
- Hanger closets - Valet tray - Shelving unit - Lower unit - Storage space under bed
- Mirror on bulkhead
- 2 Flush deck hatches with mosquito screen/blind
- 2 Hull portholes with curtain
- 2 fixed windows to forward end of coachroof with built-in blinds

### FORWARD HEAD

#### To starboard

- Headroom: 1,92 m / 6'3"
- 1 Pearl grey GRP basin built into the Corian Clay work surface, Hot/cold water mixer tap. Storage space under the basin, 2 shelves
- 1 Washroom storage cabinet
- 1 Mirror
- 1 Separate shower, High storage, 1 Wooden seat. Shower base in pearl grey GRP. Grey laminated bulkhead
- 1 Deck hatch with mosquito screen/blind

#### to port

- Separate manual marine WC
- 1 80 L / 21 US Gal rigid holding tank
- 1 Pearl grey GRP basin built into the Corian Clay work surface, Hot/cold water mixer tap, with hose for use as shower
- Shower base in pearl grey GRP. Grey laminated bulkhead
- 1 Washroom storage cabinet, Mirror
- Toilet accessories
- Storage space along the hull
- 1 Deck hatch with mosquito screen/blind

### STARBOARD AFT HEAD COMPARTMENT

- Headroom: 1,91 m / 6'3"
- Access through saloon
- Separate shower - 1 Hot/cold water mixer tap - Stowage on bulkhead - Corian Clay work top with self-draining storage. Shower base in pearl grey GRP
- 1 Manual toilet
- 1 80 L / 21 US Gal rigid holding tank
- Washbasin - 1 Hot/cold water mixer tap
- 1 Washroom storage cabinet
- Storage space under the basin
- 2 Mirrors
- Toilet accessories
- 1 Opening portlight with curtains in the coachroof side window

### STARBOARD AFT CABIN

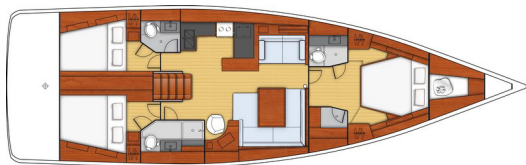
- Headroom: 1,95 m / 6'5"
- 1 Double bed (2,03 m x 1,37 m x 1,70 m / 6'8" x 4'6" x 5'7")
- Cupboards, Hanging locker, Closed shelving, Stowage on both sides of berth
- 1 Large size hull port with curtain
- 1 Opening deck hatch with mosquito screen/blind
- 1 Opening cockpit port with curtain
- 1 window onto cockpit - beneath the lounger

### PORT AFT CABIN

- Headroom: 1,95 m / 6'5"
- 1 Double bed (2,03 m x 1,18 m x 1,50 m / 6'8" x 3'10" x 4'11")
- 1 Plenty of stowage space, Beam: 106 cm / 3'6". Upper part: 1/3 Hanging locker, 2/3 shelves. Lower part: Large drawers
- Closed shelving, stowage along the length of the berth
- Cupboards, Hanging locker, Closed shelving
- 1 Large size hull port with curtain
- 1 Opening deck hatch with mosquito screen/blind
- 1 Opening cockpit port with curtain
- 1 window onto cockpit - beneath the lounger



## 3 cabins 3 heads version



### SALOON

- Headroom: 1,98 m / 6'6"
- Length of port settee into galley extension: 1,42 m x 0,82 m / 4'8" x 2'8"
- Starboard saloon identical to the standard version

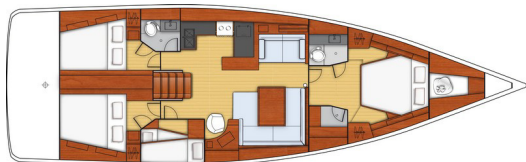
### PORT AFT CABIN

- Headroom: 1,95 m / 6'5"
- 1 Double bed (2,03 m x 1,18 m x 1,50 m / 6'8" x 3'10" x 4'11")
- 1 Hanging locker, Beam: 40 cm / 1'4"
- 1 Large size hull port with curtain
- 1 Opening deck hatch with mosquito screen/blind
- 1 Opening cockpit port with curtain
- 1 window onto cockpit - beneath the lounge

### AFT PORT HEAD COMPARTMENT

- Headroom: 1,90 m / 6'3"
- Access through saloon and port aft cabin
- Shower - Stowage on bulkhead
- 1 Manual toilet
- 1 80 L / 21 US Gal rigid holding tank
- Washbasin - 1 Hot/cold water mixer tap
- 2 Mirrors
- Toilet accessories
- 1 Opening portlight with curtains in the coachroof side window

## 4 cabins 2 heads version



The starboard aft head compartment is replaced by a side cabin

### STARBOARD SIDE CABIN

- Headroom: 1,91 m / 6'3"
- 2 Bunk beds: Top bunk (1,92 m x 0,77 m x 0,42 m / 6'4" x 2'6" x 1'5") - Bottom bunk (1,92 m x 0,69 m x 0,45 m / 6'4" x 2'3" x 1'6")
- Top bunk: raises up to allow more space
- Storage
- 1 Opening porthole with curtain

## ENGINE

- Engine Yanmar Diesel:
  - 80 HP/80 HP, Sail Drive, Common Rail (standard)
  - 80 HP/80 HP, Common Rail, Dock & Go (Option)
  - 110 HP/110 HP, Propeller shaft, Common Rail (Option)
- Engine control - Control panel in cockpit starboard
- Engine compartment: Soundproofing foam - Ventilation: 2 air intakes and 1 forced air outlets
- 1 Alternator 12 V / 125 Ah
- 2 Rotation moulded diesel tank 200 L / 53 US Gal (under port aft berth and Starboard) - Electronic gauge - Low level alarm - 2 Deck fillers
- Filters: Sea water - Diesel - Water separator
- Fixed three blades propeller
- 1 Engine access through companionway (opening with 2 gas struts) - 2 Engine access through aft cabins

## ELECTRICITY

- 12 V circuit
- 4 service batteries (140 Ah) - 1 Engine battery (110 Ah)
- 1 Power distributor
- 1 60 Ah Battery charger
- 12 V Electrical panel (Fuses - Voltmeter - Water gauge - Fuel gauge - Battery warning - Fuel warning - Water warning)
- 7 220 V Sockets
- 2 12 V Sockets
- Lighting: Overhead lights - Reading lights - Reading light, flexible and multi-directional
- Navigation lights: 1 Forward and aft navigation lights - 1 Steaming light - 1 Anchor light on masthead
- Wire runs for option cables

## PLUMBING

- 1 rotomoulded freshwater tank (324 L / 86 US Gal, Starboard saloon) - 1 rotomoulded freshwater tank (330 L / 87 US Gal, Forward cabin) - 2 Deck fillers - Separate tank filling - Tank selection with "1/4 turn" bypass valves
- Pressurised electric water pump - Expansion tank - Inline filter
- 40 L / 11 US Gal Electric water heater (engine use)
- 1 Rigid 80 L / 21 US Gal black water holding tank for each WC
- Delayed shower draining and electric shower drain pumps
- 1 Electric bilge pump - 1 Manual bilge pump
- 1 Electric pump for the ice box drain

## GAS

- 1 Gas bottle box in the cockpit (Diameter 0,34 m x 0,53 m / 1'1" x 1'9")
- Regulator and safety tap



## TRIM LEVEL & PACKS

### COMFORT TRIM LEVEL

- Cockpit sole natural solid wood
- Polyester/wood cockpit table + White PVC protective cover
- 12V refrigerator unit in cockpit table
- Cockpit: Leather covered stainless steel handrails
- Hifi: Fusion + Interior loudspeakers & Waterproof exterior speakers
- Galley: Stainless steel cooker 3 burner oven/grill on gimbal
- Galley: Refrigeration system, 12 V, in top-opening icebox (for storage below 0°C)
- Galley: Compact sink cover Clay with cutting board
- Storage space(s) under the floor
- Mosquito screens on portholes
- 2 USB sockets at the chart table to recharge mobile devices
- LED: Navigation light, Interior lighting
- Saloon & Galley: LED indirect lighting
- Cabins: Automatic lighting in hanger closets
- 1 Additional 40 ampères battery charger
- 2 Additional 140 ampères service batteries
- AGM Batteries, in lieu of standard

### ELECTRONIC PACK: B&G

#### COASTAL PACK

- Helm consoles to port and starboard:
  - 1 Multifunction touchscreen Zeus 12" wide wireless (GPS, Chart plotter, Chart reader - Navionics Silver cartography included)
- Fixed V90 VHF, AIS receiver function
- Wind Sensor (Windvane, Anemometer)
- Windex Windvane
- Sensor (Log, Speedometer, Temperature)
- PC interface

#### OFFSHORE PACK

- Chart table: Multifunction touchscreen 16" + ZC2-series remote keyboard
- NAC3 autopilot + Control at steering station
- WR10 Wireless autopilot remote control

### RIGGING PACKS

	DOWNWIND PACK	UPWIND PACK	DOWNWIND + UPWIND PACK
• 1 rewind electric winch on port side (H46.2 STCEH)	■	■	■
• 2 Genoa winches, with polyester mounting (H 60.2 STC)	■	■	■
• Stainless steel bow nose with built-in mooring and bowsprit stay (for Code 0 and asymmetric spinnaker)	■		■
• Asymmetrical spinnaker rigging / Code 0 rigging	■		■
• German system (Two-way mainsheet at the helm station) + 2 Clutches	■	■	■
• Genoa sheet track in catwalks + Complete genoa rigging (Genoa sheets, Return pulleys)		■	■
• Furling Dacron genoa (to replace the standard self-tacking jib)		■	■

### CLASSICAL MAST PACK

- Classical <sup>9</sup>/<sub>10</sub> anodised aluminium mast, 2 Spreaders
- Dacron semi Full Batten mainsail (the standard self-tacking jib track remains)
- Lazy Jack and Lazy Bag in Natural colour
- 1 Clutche to port
- 1 Clutche to starboard





## OPTIONS

### NAVIGATION ELECTRONICS: B&G

- 4G Radar
- 1 VHF H50 cockpit handset
- AIS 500
- Forward Scan Sensor (Forward underwater vision)

### RIGGING - SAILS

- Grey lacquered canoe boom (for classical mast)
- In-boom furling (for classical mast)
- Electric genoa furling system
- Self-tacking jib, Hydranet
- Furling mainsail, Hydranet
- Full batten mainsail, Hydranet (requires the classical mast pack)
- Performance sails, Incidence (D4) (requires the classical mast pack)
- MylarTaffetas (Code 0) with furling drum
- Hydranet genoa on furler (implies rigging pack)
- Hydraulic backstay (for classical mast)
- Releasable forestay chainplate

### WINCHES

- 2 Electric genoa winches - H 60.2 STCEH (implies pack Downwind or Upwind pack)
- 1 Starboard electric primary winch - H46.2 STCEH (incompatible with the rigging packs)

### HULL - DECK - COCKPIT

- Blue grey or pearl grey hull
- Metallic hull paint
- Gangway (Besenzoni) - Integral hydraulic crane
- Slatted solid wood side decks
- Slatted solid wood on coachroof
- Luxe coachroof sprayhood, Cadet Grey
- Luxe bimini, Cadet Grey
- Complete Luxe cockpit closing, Cadet Grey
- Covers pack Luxe (Table + Steering consoles), Cadet Grey
- Dolce 51 Cockpit cushions
- 2 Sunbed mattresses for companionway
- Dolce 51 forward sun mattress
- Bow thruster
- 3 folding blades propeller
- Retractable davits
- Complete mooring kit
- White or black composite steering wheels
- Windlass control in cockpit with chain counter
- Shore freshwater supply
- Underwater light
- Tilting transom remote control
- Sea water deck wash pump

## INTERIOR EQUIPMENT

- Interior woodwork: Brushed Alpi oak
  - Luxe saloon swivel foldaway table on electric leg
  - Interior upholstery, according to swatches: Fabrics, Leather or Ultraleather
  - Upholstery padding (Saloon and Cabins): Anthracite Grey or Macadamia
  - TV LED 32" + Player Fusion (Bluetooth, USB, Dvd, MP3) in the saloon
  - Bose speaker upgrade, in the saloon
  - Dishwasher for 6 sets
  - Microwave oven (20 L)
  - Icemaker
  - Washer dryer (5 kg / 220 V)
  - Pure Ebony carpet
  - Double berth in saloon
  - Slat mattresses
  - Electronic safe
  - Quiet flush electric toilets - Fresh water/Sea water
  - Extractor hood
  - White-lacquered doors (Saloon and Galley)
  - Galley: Sea water/fresh water foot pump
  - Extra water tank, in the saloon (324 L / 86 US Gal)
  - Additional diesel tank (200 L / 53 US Gal)
- 
- 9 KVA 220 V / 50 Hz Generator - with cocoon
  - Heating (water system)
  - Chilled water air conditioning (220 V / 50 Hz)
  - Heating extension to forepeak cabin
  - Air conditioning extension to forepeak cabin
  - Water maker 60 l/h / 16 US Gal/h
  - 12/230 V, 2 kVA inverter

### FOREPEAK CABIN

In place of the sail locker:

- Access through deck hatch T70, Passage width: 62 cm / 2' - Stainless steel ladder
- Headroom: 1,84 m / 6', beneath deck hatch
- 2 Bunk berths (Bottom bunk: 2,00 m x 0,70 m - 0,46 m / 6'7" x 2'4" - 1'6" - Top bunk: 1,92 m x 0,77 m x 0,43 m / 6'4" x 2'6" - 1'5", raises up to allow more space)
- Foam mattress - PVC cover
- 1 Cupboard: 2 shelves - 1 high shelf
- Manual toilet + 50 L / 13 US Gal rigid holding tank - Stainless steel basin - Storage space under the basin - 1 Mirror - Shower head mixer tap (hot/cold water) - Shower tray with curtain
- Regulator and safety tap

### DOCK & GO VERSION

- Engine: YANMAR - Common Rail - Diesel
- Swiveling Sail Drive base
- Joystick
- Vessel Management Unit (VMU)
- Bow thruster
- Auto pilot

