

FIRST 53 E-BOOK



BENETEAU
AVANT-GARDE IN BOATING

Key Points

Specifications

GENERAL SPECIFICATIONS

• L.O.A	17,12 m	56'2"
• Hull length	15,98m	52'5"
• L.W.L.	15,40m	50'6"
• Beam	5,00m	16'5"
• Standard draft (T-keel)	2,50m	8'2"
• Standard ballast weight (Cast iron)	4 500kg	9,918 lbs
• Performance draft (T-keel)	3,02m	9'11"
• Ballast weight performance (Cast iron/Lead)	4 510kg	9,940 lbs
• Air draft (excluding antennae)	25,80m	85'
• Performance air draft (excluding antennae)	26,80m	88'
• Light displacement	15 599kg	34,380 lbs
• Fuel capacity (standard)	400L	106 US Gal
• Fresh water capacity (standard)	720L	190 US Gal
• Engine power:		
- Sail drive (standard)	80 HP	
- Propeller shaft (Option)	110 HP	

EC CERTIFICATION

• Category A -	10 people
• Category B -	12 people
• Category C -	14 people

ARCHITECTS / DESIGNERS

- Naval Architect: BISCONTINI YACHT DESIGN
- Outside & interior design: LORENZO ARGENTO

SAILS DIMENSIONS (std mast)

• Mainsail	87,50 m ² / 942 sq/ft
• Furling genoa (105 %)	73,36 m ² / 790 sq/ft
• Code 0	162,25 m ² / 1,746 sq/ft
• Asymmetric spinnaker	254,00 m ² / 2,730 sq/ft
• I	21,95 m / 72'
• J	6,40 m / 21'
• P	22,00 m / 72'2"
• E	6,80 m / 22'4"

SAILS DIMENSIONS (carbon mast, + 1 m / 3'3")

• Performance mainsail	89,55 m ² / 964 sq/ft
• Furling genoa (105 %)	76,87 m ² / 827 sq/ft
• Code 0	159,80 m ² / 1,720 sq/ft
• Asymmetric spinnaker	265,00 m ² / 2,850 sq/ft
• I	22,90 m / 75'2"
• J	6,40 m / 21'
• P	23,00 m / 75'6"
• E	6,80 m / 22'4"

Avant-garde, Performance, Exclusive: the First signature



PERFORMANCE

A exquisite boat: slender hull, high end deck fittings, T-bulb, rigorous weight study and the list goes on. Everything has been designed to make the First Yacht 53 a fast spirited boat that is equally enjoyable on long distances as it is on a technically difficult course.

Gracefully cuts through the water, thanks to a straight hull

Twin rudders for perfect hull control

Carefully selected deck gear: Harken Performa winches, racing boom, Harken Black Magic air blocks, for quick accurate sail control, making the best of the sail plan's potential and the hull's excellent sea-keeping

Textile backstay Rod rigging carbon mast version for the highly demanding

FIRST 53


E -BOOK



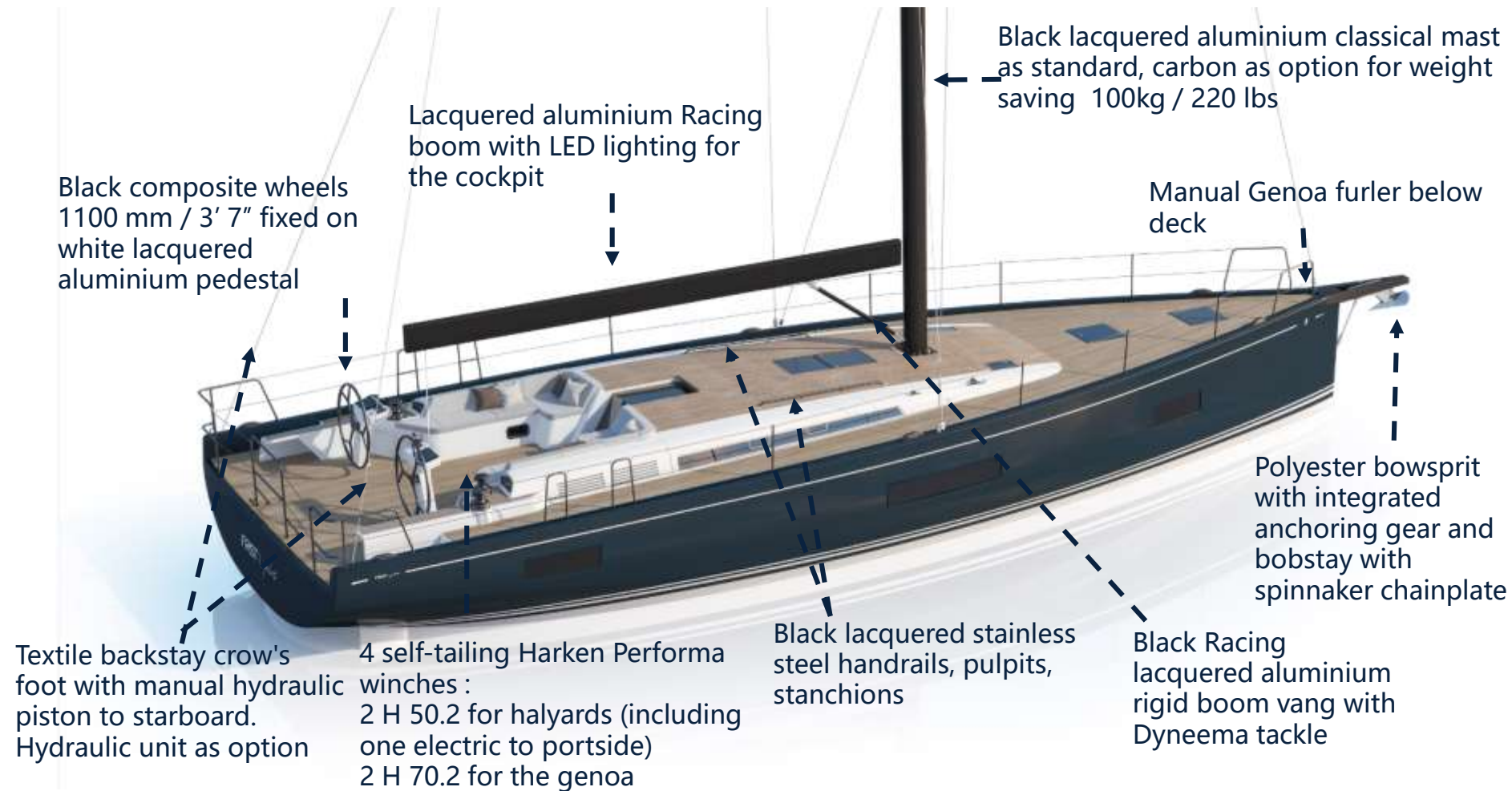
Avant-garde, Performance, Exclusive: the First signature



Avant-garde, Performance, Exclusive: the First signature



An over-equipped standard



Avant-garde, Performance, Exclusive: the First signature

Folding companionway door in cockpit floor and sliding cover

Relaxation area with long seats and teak cockpit tables (in comfort trim level) with extensions and large handrail. Fixed stainless steel structure.

HARKEN Performa winches

Large console with electronic equipments included in trim level

12" screen on console + electric engine control on starboard

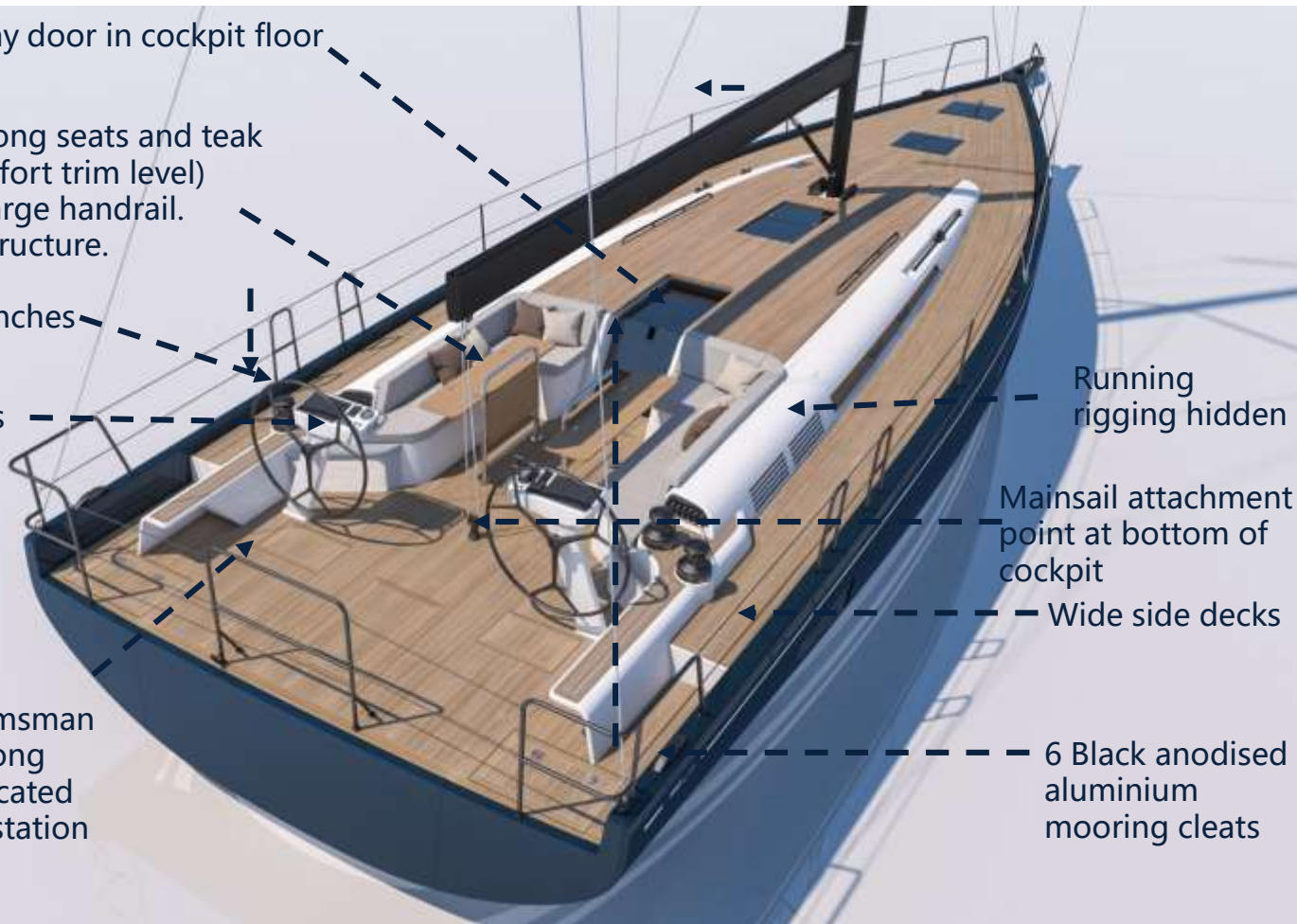
Large area for the helmsman and the maneuvers. Long side seats. Winches located in front of each helm station

Running rigging hidden

Mainsail attachment point at bottom of cockpit

Wide side decks

6 Black anodised aluminium mooring cleats



And because a First always has more to offer: a longitudinal tender garage

Designed for simple manoeuvres in complete safety, the tender is stowed away longitudinally. It just slips into the garage.

Studying for a Highfield UL240 type tender (2.48 m x 1.69 m x 0.80 m / 8'2" x 5'7" x 2'7")

Very high pulpits, height 960 mm/ 3'2"

Access to the garage from the cockpit

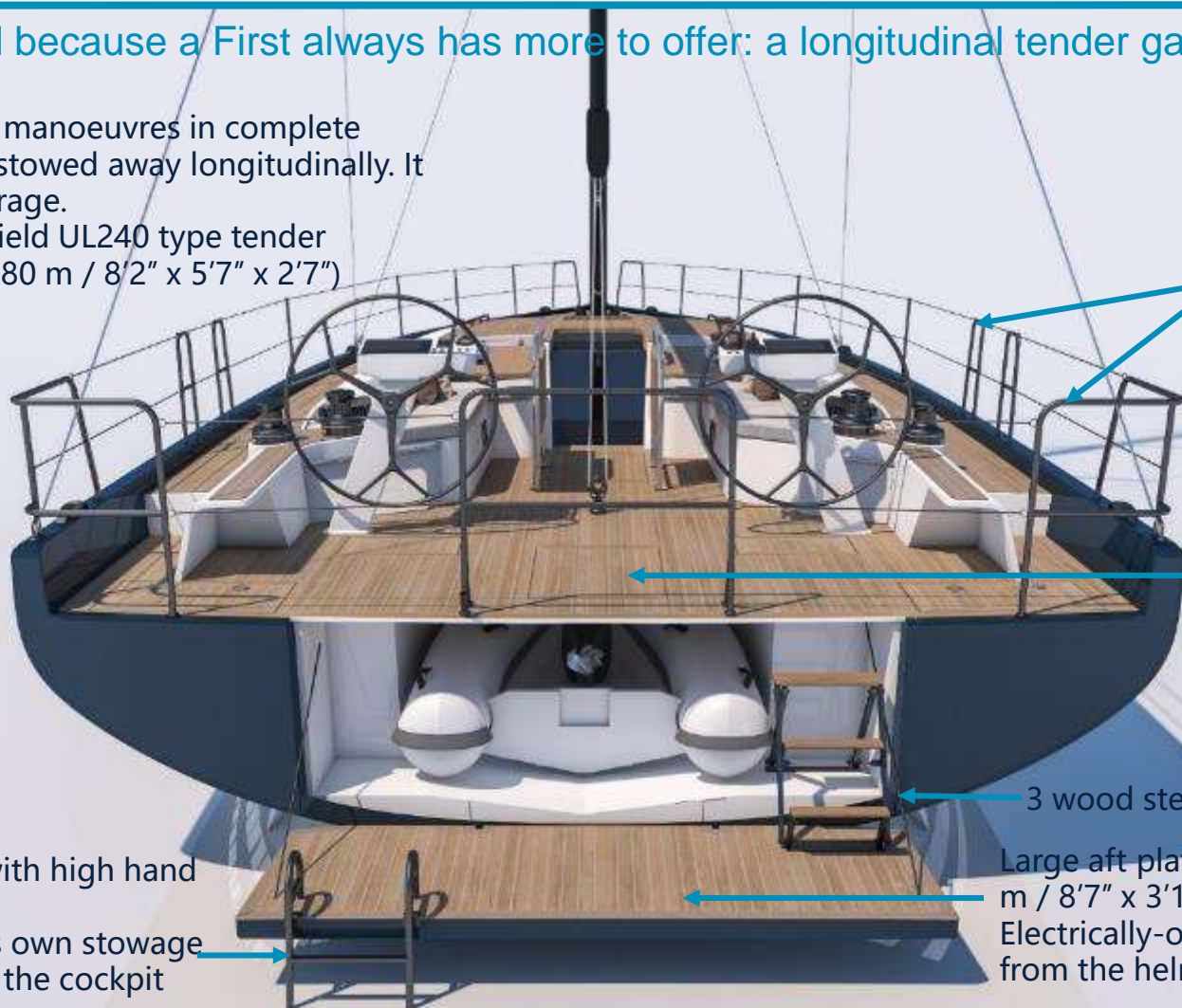
3 wood steps to enter the cockpit

Large aft platform: 2.61 m x 0.93 m / 8'7" x 3'1".

Electrically-operated as standard from the helm station consoles

Large swim ladder with high hand rails for easy use.

Removable, it has its own storage space at the back of the cockpit



Flawless circulation: the First signature

The yacht prioritises comfortable manoeuvring.
All the points of access are ergonomically designed, movement flows, and the cockpit is free of manoeuvres.



And because a First always has more to offer: Ship Control as standard



A USEFUL AND USER-FRIENDLY INTERFACE TO HAVE ALL THE KEY FEATURES OF THE BOAT AT YOUR FINGERTIPS

Ship Control can be accessed via the boat's navigation screen or a tablet connected to the boat's Wi-Fi router and it unites all the functions onboard on the same web interface. Completely secure, this system is based on multiplexing and has been present on racing boats for a number of years.

COMPREHENSIVE AND USER-FRIENDLY

The main electronic functions on board are displayed as pictograms on the home screen. A quick tap on the icon you want and you can manage the lights, air-conditioning, Hi-Fi, electrical sources (AC), bilge pumps or a page dedicated to navigation. It also controls the battery and fluid levels, and gives an overview of the engine gauges. With instant and ergonomic access to this data, you feel considerably more in control of your boat.

A CLEAR ADVANTAGE

Ship Control interface is a built-in onboard computer. It assists with navigation and life on board. Since you can connect several tablets to this interface, each member of the crew can access all the available functions from wherever he is on the boat.

And because a First always has more to offer: Seanapps. The connected boat as standard



SEANAPPS: connected boat as standard

"SEANAPPS" smart technology:

For monitoring the boat's status and receiving alerts as well as maintenance advice via the associated mobile application.

The type of information collected varies according to the boat's configuration: safety indicators (GPS position, battery status, bilge level, engine condition), navigation data (distance covered, speeds, depth), and comfort information (tank level, cabin temperature and humidity).

Many possible applications dedicated to dealers and an opportunity to develop a new approach to customer relations

seanapps

CONNECT YOUR BOAT FREE YOUR MIND

And because a First always has more to offer: Seanapps. The connected boat as standard



sea@apps

WHAT IS sea@apps ?

It is a boat equipped with a telematics package

SECURITY

- GPS location
- Engine hours
- Battery state
- Bilge pump

NAVIGATION

- Depth
- Wind speed
- Average speed
- Maximum speed
- Mileage

COMFORT

- Fuel level
- Tank level
- Cabin humidity
- Cabin temperature



Equipped as standard
on new boats

included in the price of the boats

or

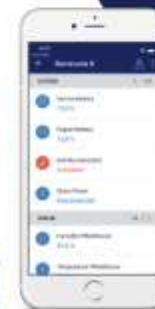
Retrofitted on used boats
available via the Spare Parts channel

Compatibility : All types of boats
All generations



sea@apps

First year
= free
Annual renewal
180€ excl-VAT



... CONNECTED TO YOUR CLIENTS

- Remote monitoring
- Alerts & reminders
- News feed
- Navigation book
- Maintenance book
- Manuals & owner files



... AND TO YOUR BUSINESS

Fleet view (manager)

- Dashboard (maintenance, handovers)
- Real time monitoring
- Ticketing tool for the workshop

Operational view

- Technical logbook of each boat
- Task allocation to the technical team
- Intervention report



Annual license
Mandatory from
January 2022
(SaaS)

06

07

Avant-garde, Exclusive: the First signature



A DECIDEDLY DIFFERENT INTERIOR

Living spaces redesigned for new lifestyles

Relaxation and comfort in a modern style combining timeless white lacquered wood with the classic beauty of teak

- Huge Italian-design-inspired sofa along with an occasional table with a large drinks drawer
- Cosy saloon with facing seats for 4 people (extending to 6)
- Large spacious ergonomically-designed galley



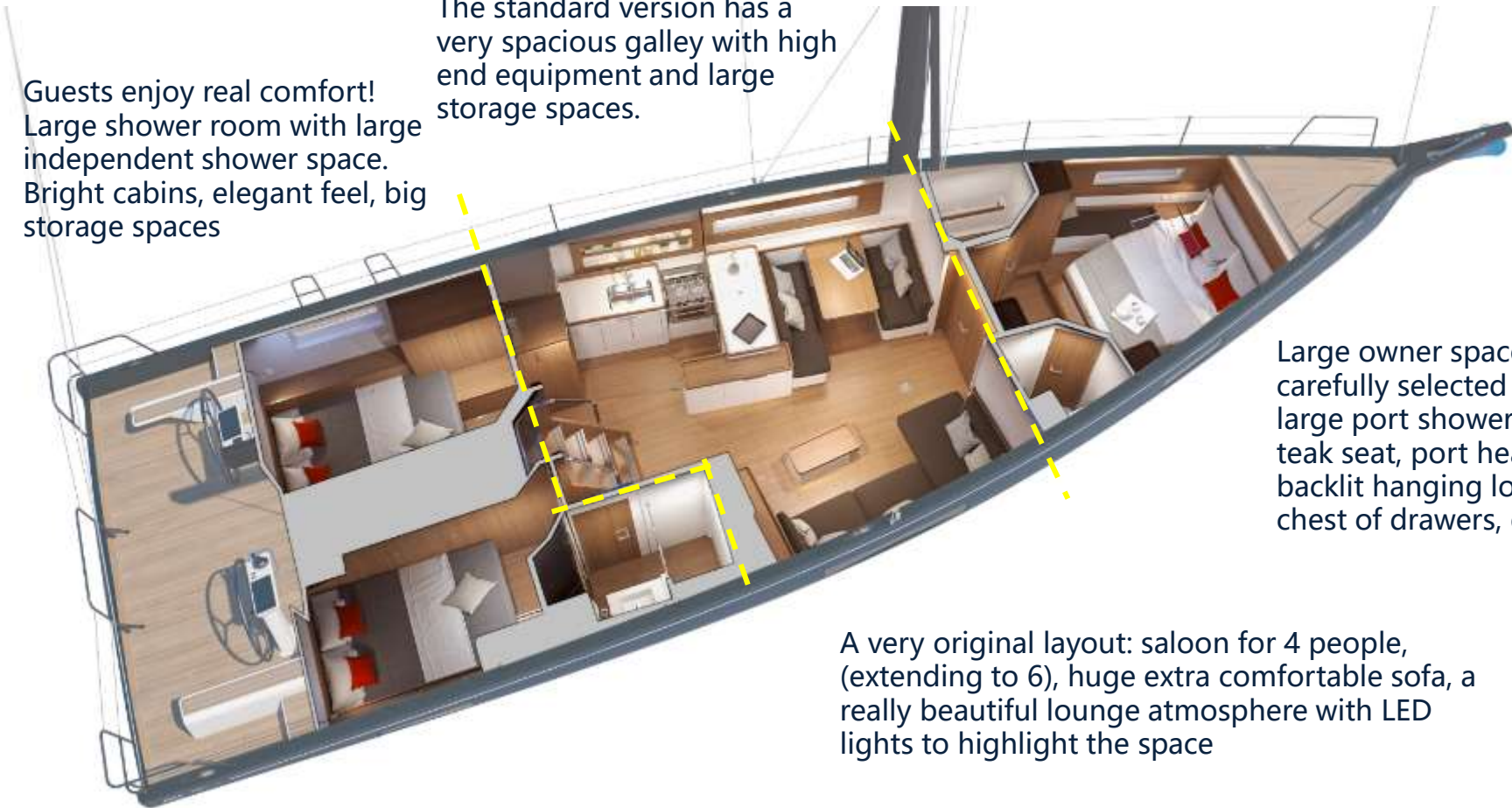
Spaces specifically for owners: the First signature

Guests enjoy real comfort!
Large shower room with large independent shower space.
Bright cabins, elegant feel, big storage spaces

The standard version has a very spacious galley with high end equipment and large storage spaces.

Large owner space with carefully selected fittings: large port shower with teak seat, port head, large backlit hanging lockers, chest of drawers, etc.

A very original layout: saloon for 4 people, (extending to 6), huge extra comfortable sofa, a really beautiful lounge atmosphere with LED lights to highlight the space







Large comfortable gently sloping 40° companionway, long handrails, backlit steps.

Spacious ergonomic galley with high-spec equipment as standard.

Easily accessible electrical control panel

Spot for lifting 32" TV

Top quality Alpikord teak floors

Large sea view

Ultra-comfort: HR foam core, soft welcoming overlay.





Spacious ergonomic galley with high end equipment as standard.

Luminous and well-ventilated

Small storage space behind the oven

Spacious storage or optional oven microwave combo

Practical open shelf, within arm's reach

Storage drawer or optional dishwasher

A large front-opening refrigerator with ice maker

Bin

1 large stainless steel sink, 1 very practical high mixer tap

1 2-burner hob and oven/grill on gimbals.

1 stainless steel 36 L ice box



Corian Glacier
white worktop

Storage or optional
wine cooler.

Alpi teak fiddles

Large end of
unit drawer

Large storage space
beneath the floor



Good view of the sea,
large hull porthole

Retractable
extension at the
end of the table

Supremely
comfortable seats
and back rests.

Extra retractable seat
with cushion

Practical: long
storage unit nearby







Beige lining

Macadamia lining in the central section of the ceiling

Beige pillar lining

Good view of the sea, large hull porthole

Electrical panel

Supremely comfortable seats and back rests.

Low table with drawer on the sofa side

LED back lighting below the seats and around hull portholes

Electrical panel



Macadamia lining

LED back lighting enhancing the comfy atmosphere

Good sea view from the bed

Greige padded bed head.

Hanging locker with in-built LEDs

Ultra comfort spring mattress included in trim level

Lounge Falcon 162 seats on either side of the bed.

2 shoe racks under the bed

Large independent shower with teak seat

Easy access to both sides of the bed

Head compartment









Hanging
locker with in-
built LEDS

Head
compartment
door

A full height
storage unit with
shelves and
drawers

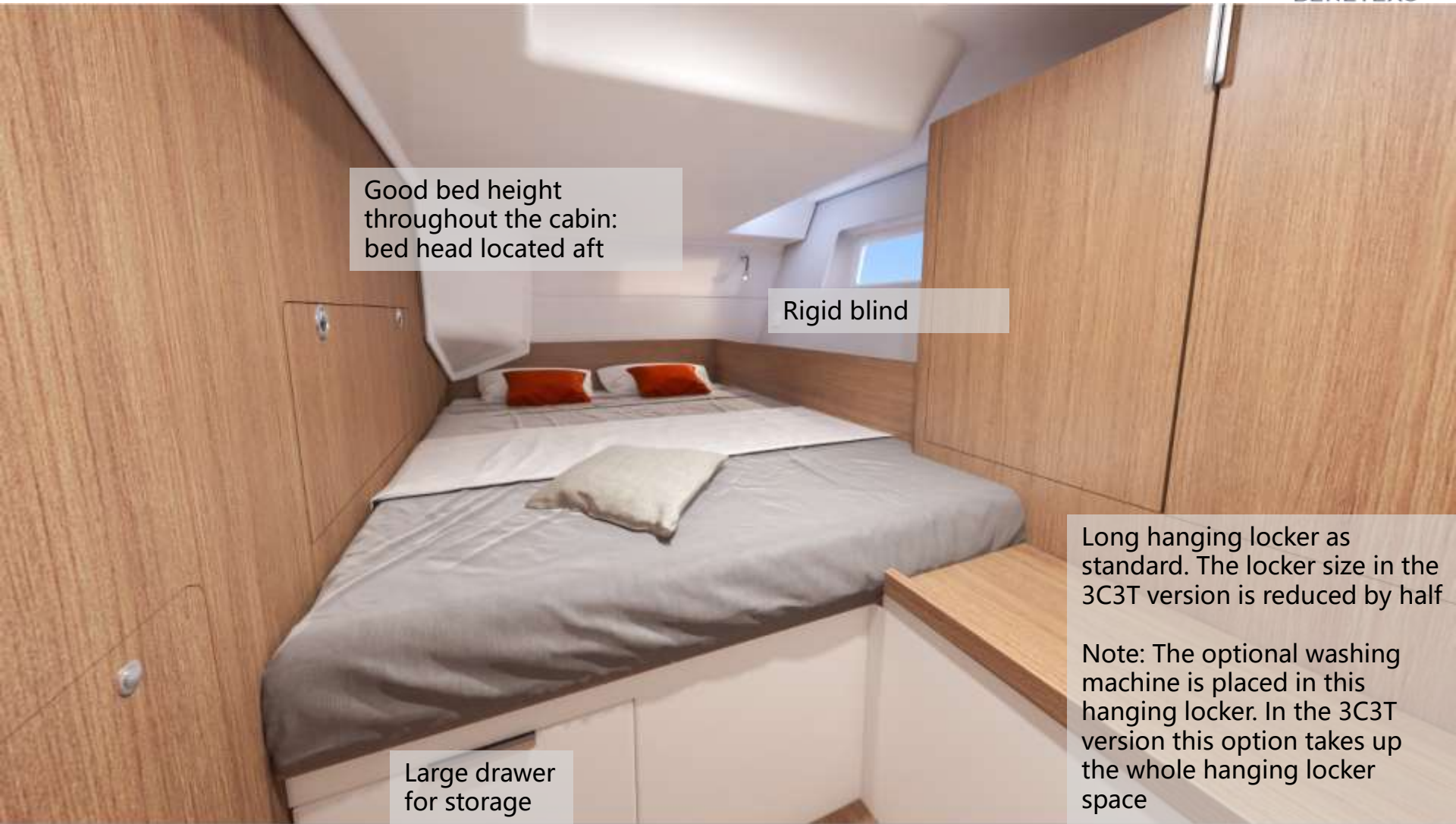


Unit with
shelves and
large mirror

Corian Glacier
white worktop

Lots of
storage

Comfortable
electric marine
toilet



Good bed height
throughout the cabin:
bed head located aft

Rigid blind

Large drawer
for storage

Long hanging locker as
standard. The locker size in the
3C3T version is reduced by half

Note: The optional washing
machine is placed in this
hanging locker. In the 3C3T
version this option takes up
the whole hanging locker
space



The background is a solid blue color. In the top-left corner, there are several overlapping, curved, light-blue shapes that resemble stylized waves or the edges of large circles. In the bottom-right corner, there is a single, larger, light-blue curved shape that also resembles a stylized wave or a partial circle.

Ambiance

Standard ambiance: Teak alpi + Teak Alpikord floors / Alpi Teck + planchers Alpikord Teck



White lacquered low furniture and partition /
Meubles bas et cloisons laqués blancs

Lounge Méga Rabbit 160 upholstery

Standard ambiance: Teak alpi + Teak Alpikord floors / Alpi Teck + planchers Alpikord Teck



Lounge Falcon 162upholstery

Optional ambiance: 3 gloss oak alpi + Oak alpikord floors / Alpi chêne + planchers alpikord chêne



Lounge Greige 160 upholstery


Optional ambiance: 3 gloss oak alpi + Oak alpikord floors / Alpi chêne + planchers alpikord chêne



Nubuck LG 13 (chocolat) upholstery

INTERIOR UPHOLSTERY / SELLERIES INTERIEURES

		53
Interior upholstery / Sellerie intérieure	Lounge Falcon 162	✓
	Lounge Greige 160	✓
	Lounge Méga Rabbit 160	✓
Covering on handrails / Gainage mains courantes	Meteor	✓



Lounge Falcon 162
Standard




Lounge Greige 160




Lounge Méga Rabbit 160

LUXE UPHOLSTERY / SELLERIES LUXE


		53
Leather / Cuirs	DK 45 (Taupe)	✓
	DK02 (chocolat)	✓
	DK26 (bleu marine)	✓
Nubuck	LG14 (Taupe)	✓
	LG 13 (chocolat)	✓
Ultraleather	Pelican 291-5676	✓
	Stone 291-3602	✓
	Champagne 291-3491	✓



DK 45 (taupe)




DK 02 (chocolat)



DK 26 (bleu
marine)



LG 14 (taupe)



LG 13 (chocolat)



Pelican 291-5676



Stone 291-3602



Champagne 291-3491

✓ = standard ✓ = option

OUTDOOR

Upholstery – Protection / Selleries - Protections

53

Exterior upholstery / Sellerie extérieure	Cockpit seats and backrests / Assises et dossiers cockpit	Terry Beige	✓
		Dolce 51	✓
Outside protections / Protections extérieures	Sprayhood / Capote de roof	Charcoal Grey	✓
	Cockpit bimini / Bimini de cockpit		✓
	Forward Sunshade / Toile d'ombrage avant		✓

Hull colour / Couleur de coque


53

Hull colour / Couleur de coque	White gel coat + hull decorated in metallic grey / Gel coat blanc + déco de coque gris métal	✓
	Pearl grey gel coat + hull decorated in white / Gel coat gris perle + déco de coque blanche	✓
	Hull and deck: Light paint + hull decorated in metallic grey or dark paint + hull decorated in pearl white / Coque et pont: Peinture claire + déco de coque gris métal ou peinture foncée + déco de coque blanc nacré	✓

Covers / Housses – Lazy Bag

53

Covers / Housses	Cockpit table / Table de cockpit	Charcoal Grey	✓
	Wheels / Barres à roue		✓
Lazy Bag			✓



Terry Beige



Dolce 51



Charcoal Grey

Gel-coat



Pearl Grey / Gris
Perle

Offered layouts

Standard : 3 cabins 2 heads



Standard sail locker

OR

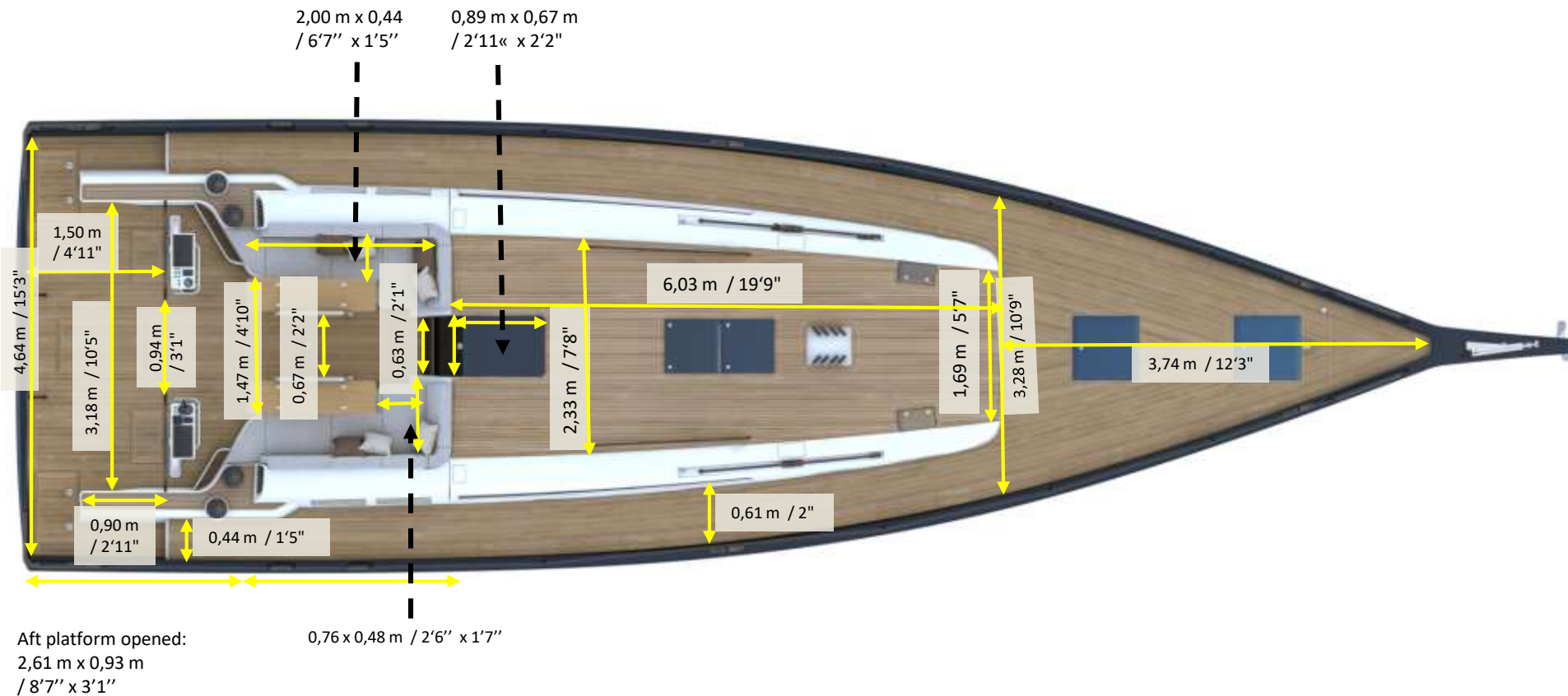
Option : 3 cabins 3 heads



Optional skipper
cabin

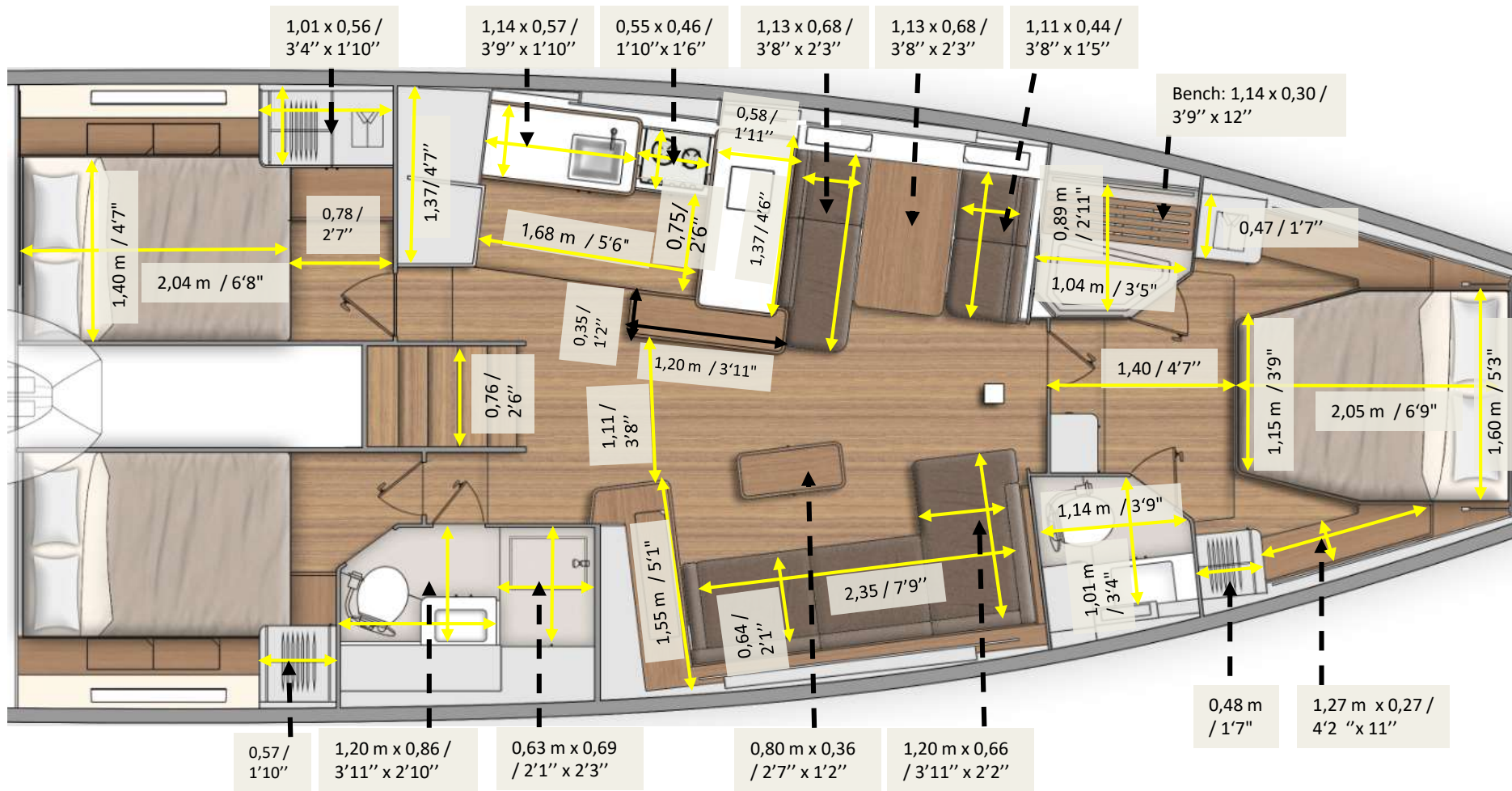
Exterior dimensions

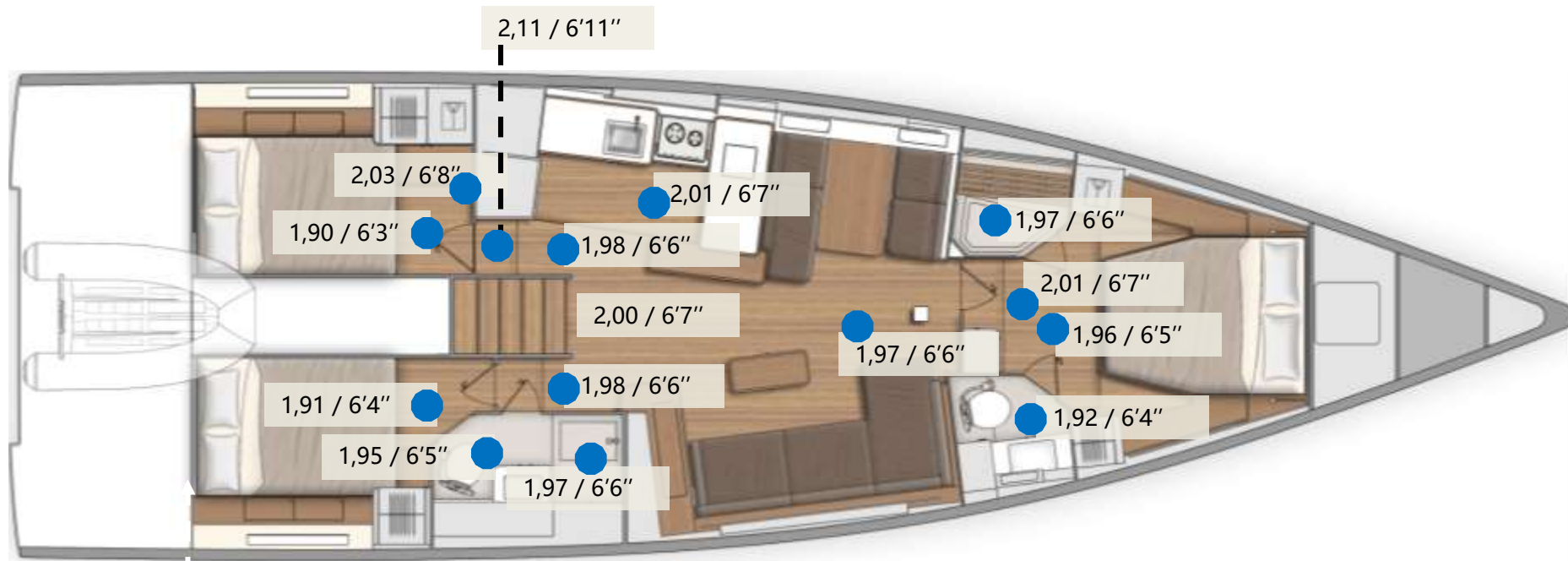
Exterior dimensions



Interior dimension & headroom

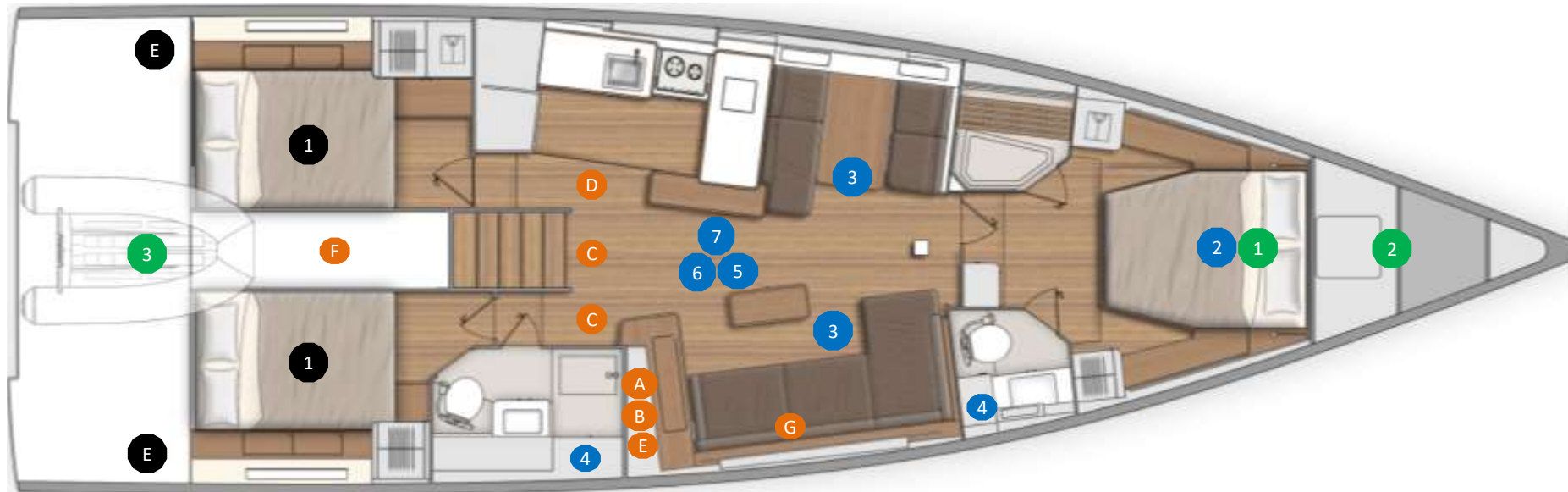
Interior dimensions / Dimensions intérieures





The background is a solid blue color with several large, overlapping, curved shapes in a lighter shade of blue, creating a modern, abstract design.

Location for technical equipments



1 Fuel tank 200 L / 53 US Gal - standard

2 Fresh water tank 380 L / 100 US Gal - standard

3 Fresh water tank 150 L / 40 US Gal - standard

4 Holding tank – 80 L / 21 US Gal - standard

5 Water heater 40 L / 11 US Gal- standard

6 Plumbing board (accumulator tank- water units....)

7 Water maker 60L/h - option

A Electrical panel

B Inverter 2 000 VA 12 V – 230 V - option

C 3 AGM service batteries (140 Ah), 1 engine battery AGM (100 Ah)

D 2 x 140 Ah additional service batteries - option

E 1 battery charger (60 Ah) - standard
1 battery charger (40 Ah) - option

F Generator 7,4 KVA - option

G Electronic panel

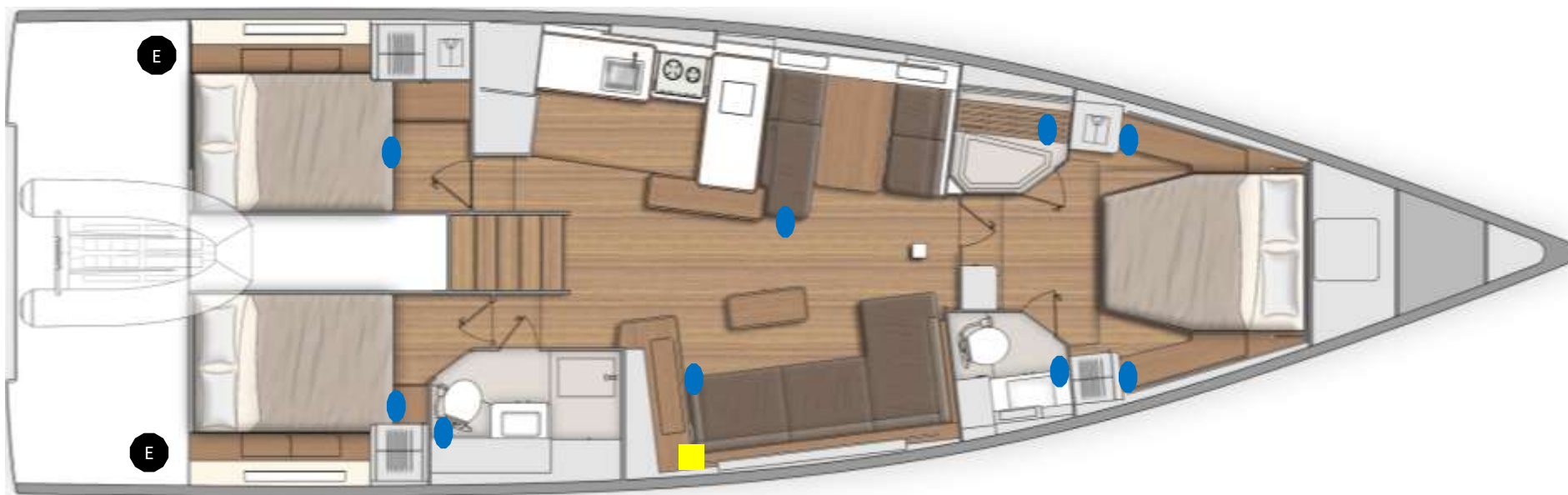
1 Bow thruster

2 Retractable bow thruster


3 Retractable stern thruster


E Boiler 5 500W - option

Heating system / Chauffage



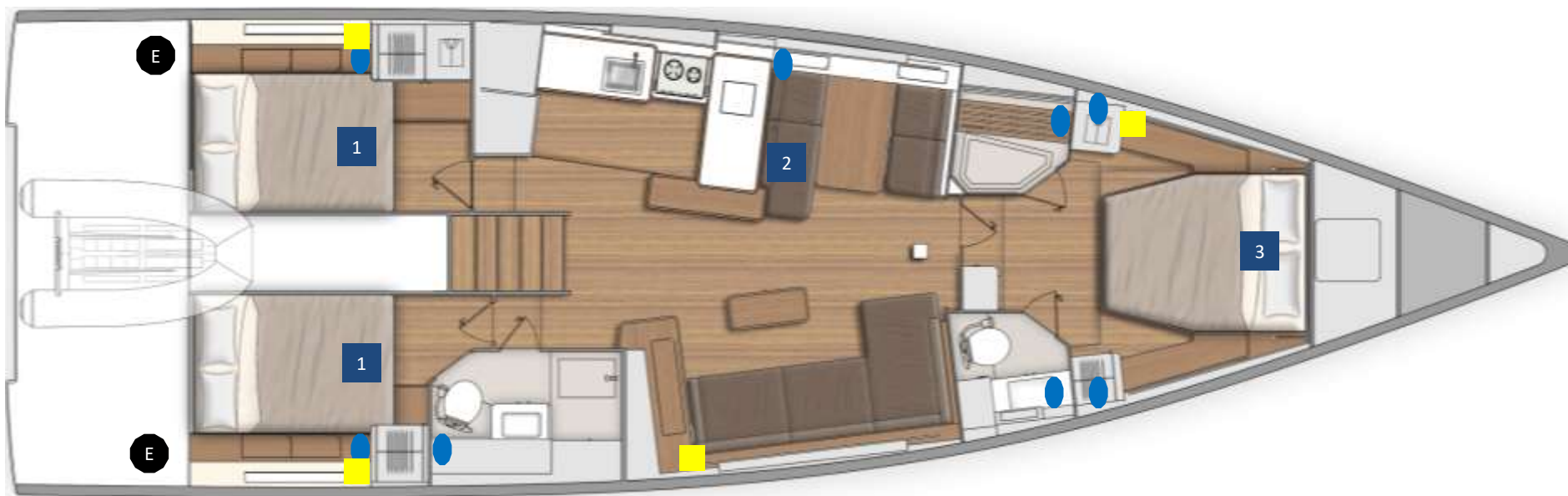
E Boiler 5 500W - *option*

 Hot air outlet

 Thermostat

Air conditioning / Climatisation à air


Option



1 Air conditioning unit 8 000 BTU

2 Air conditioning unit 16 000 BTU

3 Air conditioning unit 12 000 BTU

 Air conditioning outlet

 Thermostat